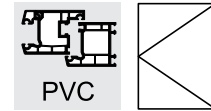
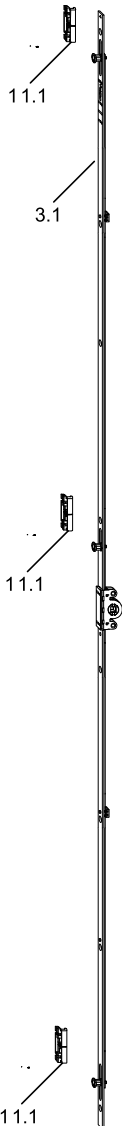
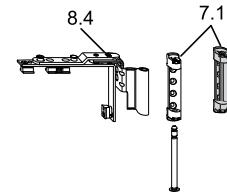


# Turn-only fittings - central handle position



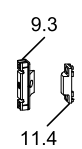
2

## Basic equipment GAVM



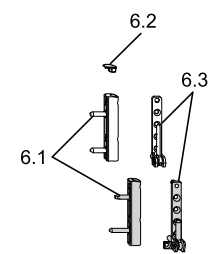
BASIC			OPTION		
		Pos.			Pos.
1	FL.K... 20-6-28 ...	6.1	K.SK ...		7...
1	S.FL.K. ...	6.2	K.SL.KS ...		7...
1	EL.K.6-3-16 ...	6.3	K.FLK ...		6...
1	SL.KS.3-6 ...	7.1	ELK ESV ...		6...
1	DL.K.ET	8.4			
1	FL.K...130	6.1	130 kg		
1	ESW	6.3	130 kg		
1	SL.KB	7.1	130 kg		

FFB	
+	

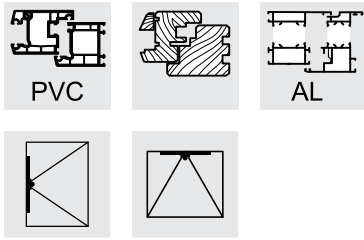


		Pos. 3.1	Pos. 11.1	Pos. 9.3	Pos. 11.4
175 - 299	GAVM.175-1		+ 1		
300 - 419	GAVM.300-2		+ 2		
420 - 619	GAVM.420-2		+ 2		
620 - 919	GAVM.620-2		+ 2	1x ZV-FT	1x ZV-RT
920 - 1219	GAVM.920-2		+ 2	1x ZV-FT	1x ZV-RT
1220 - 1319	GAVM.1220-3		+ 3	1x ZV-FT	1x ZV-RT
1320 - 1519	GAVM.1320-3		+ 3	1x ZV-FT	1x ZV-RT
1520 - 1819	GAVM.1520-3		+ 3	2x ZV-FT	2x ZV-RT
1820 - 2019	GAVM.1820-4		+ 4	2x ZV-FT	2x ZV-RT
2020 - 2350	GAVM.2020-4		+ 4	2x ZV-FT	2x ZV-RT

$\leq 2 : 1$

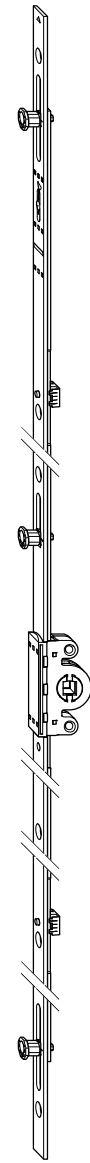



3

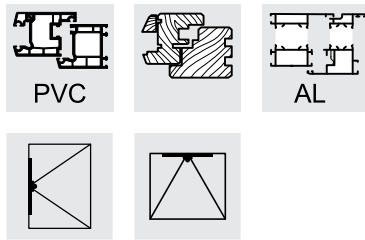


### locking drive GAVM

- Cannot be coupled
- Central handle position
- Backset 15.5 mm
- 18.5 mm drive stroke when window handle is turned by 90°
- For drilling and milling instructions see Group 15 installation drawings B-3-1
- Gear case for milling from rebate
- Gear case for mounting in drilled hole
- Fasten the window handle attachment with M5 x ..., DIN 965, 43 mm screw centres



Item description	Item No.	Scope of application		VPA1 Qty./Type	VPA2 Qty./Type	VPA3 Qty./Type
GAVM.175-1	4927927	FFH/FFB 175 - 299	2	20 BD	400 EA	
GAVM.300-2	4927928	FFH/FFB 300 - 419	3	20 BD	400 EA	
GAVM.420-2	4927929	FFH/FFB 420 - 619	4	20 BD	400 EA	
GAVM.620-2	4927940	FFH/FFB 620 - 919	4	20 BD	400 EA	
GAVM.920-3	4927941	FFH/FFB 920 - 1219	6	20 BD	400 EA	
GAVM.1220-3	4996829	FFH/FFB 1220 - 1319	8	10 BD	400 L1	
GAVM.1320-3	4927942	FFH/FFB 1320 - 1519	8	10 BD	400 L1	
GAVM.1520-3	4996828	FFH/FFB 1520 - 1819	8	10 BD	400 L1	
GAVM.1820-4	4927943	FFH/FFB 1820 - 2019	10	10 BD	300 L2	
GAVM.2020-4	4996827	FFH/FFB 2020 - 2350	12	10 BD	300 L2	900 EU2




## locking drive GAVM D7,5

- Cannot be coupled
- Central handle position
- Backset 7.5 mm
- 18.5 mm drive stroke when window handle is turned by 90°
- For drilling and milling instructions see group 15, installation drawings
- Gear case for milling from rebate
- Gear case for mounting in drilled hole
- Fasten the window handle attachment with M5 x ..., DIN 965, 43 mm screw centres



3

Item description	Item No.	Scope of application		VPA1 Qty./Type	VPA2 Qty./Type
GAVM.420-2.D7,5	5015492	FFH/FFB 420 - 619	4	20 BD	1200 E3
GAVM.620-2.D7,5	5015493	FFH/FFB 620 - 919	4	20 BD	1200 E3
GAVM.920-3.D7,5	5015494	FFH/FFB 920 - 1219	6	20 BD	1200 E3
GAVM.1220-3.D7,5	5015495	FFH/FFB 1220 - 1319	8	10 BD	400 L6
GAVM.1320-3.D7,5	5015496	FFH/FFB 1320 - 1519	8	10 BD	400 L6
GAVM.1520-3.D7,5	5015497	FFH/FFB 1520 - 1819	8	10 BD	300 L6
GAVM.1820-4.D7,5	5015498	FFH/FFB 1820 - 2019	10	10 BD	300 L7
GAVM.2020-4.D7,5	5015499	FFH/FFB 2020 - 2350	12	10 BD	300 L7